



BiotecMicroslides

Little Lower Ease
Cuckfield Road
ANSTY
West Sussex RH17 5AL
England


Tel/Fax: +44 (0)1444 452 282
Email: sales@biotecmicroslides.co.uk
Web: www.biotecmicroslides.co.uk




CF64B or CF64W




CF32B or CF32W



C10B or C10W



C4B or C4W



C2B or C2W



CSB or CSW



CSBDD or CSWDD

BiotechMicroslides has been manufacturing slides for the storage of microfossils and small zoological and botanical specimens since 1974.

Slides, with either black or white cell backgrounds are available in cardboard with aluminium holder and glass coverslide. Also available to order are double-depth single-cell slides with paper tops and either acetate or glass coverslip.

Slide dimensions 3" x 1" (76mm x 27mm)

- Pine Storage Cabinets (28 drawers) with or without glazed door
- Picking trays 3¼ x 3¼ (97mm x 84mm)
- 00 Picking brushes with sable or synthetic bristles

Instructions for authors

Preparation and submission of manuscripts: Authors can email submissions in electronic form to Sarah Gibbs, Production Editor (sarah.gibbs@geolsoc.org.uk). Text, tables and figure captions should be submitted as Word files, with figures and plates as either PDFs or low-resolution native files. If your paper is accepted then the final submission will be expected to include the high-resolution native files for figures and plates (e.g. EPS or TIF files).

Any editorial correspondence should be sent to the Journal Editor (see inside front cover). Papers are accepted on the understanding that they have not been published elsewhere and authors (except those in Governmental employment) are required to assign copyright to The Micropalaeontological Society. Authors should consult the Information for Authors on the journal website (<http://www.geolsoc.org.uk/gsl/publications/journals/jm>). Referees are appointed to critically assess the papers, and the editor's judgement is final. Correspondence in multi-authored works will be with the first-named author, unless otherwise arranged. PDF proofs will be emailed the corresponding author, who must read and correct them, returning them to the Production editor. Prompt attention to proofs is essential to avoid delays in publication.

Papers on all aspects of micropalaeontology are accepted, the principal fields of interest are listed on the cover of the Journal. Articles submitted should not exceed 8000 words in length including references. There are c. 1000 words on a printed page. The Editor should be consulted if a longer article is to be submitted. Micropalaeontology Notebooks are short, rapidly published communications of 1000 words or less, they conform in style to, and are refereed to the same standards as papers, but exclude abstracts.

Submission should be emailed to the Production Editor who will acknowledge receipt. Manuscripts which deviate excessively from the Journal style and format will be returned to authors for amendment. The submission should be accurate and in its final form because corrections at proof stage are costly. The Editor reserves the right to charge authors the full cost of corrections resulting from afterthoughts and additions at proof stage.

Terminology: It may be helpful for intending authors to consult the Royal Society booklet, *General Notes on the Preparation of Scientific Papers* (revised edn. 1974). Authors are also advised that measurements should be given in SI units, using the conventions recommended in the Royal Society booklet, *Quantities, Units and Symbols* (1975). Standard palaeontological and stratigraphical conventions should be followed in the text: authors are advised to consult Rawson *et al.* (2002) *A Guide to Stratigraphical Procedure* (Professional Handbook, Geological Society, London) and recent copies of the Journal. Any British Isles localities referred to in the text should be located precisely by their Grid Reference or, for other localities, by latitude and longitude on an index map.

Layout: Manuscripts should be double-spaced, including references, with 25 mm margins on either side. All pages should carry the author(s) name(s) and be numbered consecutively. Manuscripts should be arranged as follows:

Title page: brief, informative title which includes the geographical and stratigraphical limits of the work (when a systematic name is included, include the name of the group, e.g. *Loxocochna* (Ostracoda, Crustacea)); short title (50 characters max.); name(s) of author(s) and full postal address(es) where work was carried out, and e-mail addresses where appropriate.

Abstract: not more than 200 words. It should summarize facts and conclusions, should not contain any references and must not merely be an introduction to the paper.

Keywords: for the benefit of indexing please include five keywords.

Text: as concise as possible, subdivided by suitable headings. There are three orders of headings which are not numbered – A-heads are **BOLD, UPPER CASE**; B-heads are **bold, lower case**; C-heads are B, but text runs on.

Acknowledgements: should be short and concise.

Appendices: an ftp site is available for additional data, consult the editor.

References: see below.

Tables: each on a separate sheet.

Figure captions

Taxonomic papers: Systematics layout and style will appear as current issues, in the following order:

SYSTEMATIC DESCRIPTIONS

Suborder **Globigerinina** Delage & Hérouard, 1896

Superfamily **Globorotaliacea** Cushman, 1927

Family **Truncorotaloididae** Loeblich & Tappan, 1961

Genus *Acarinina* Subbotina, 1953

Acarinina soldadoensis (Brönnimann, 1952)

(Pl. 1, figs 3, 9–10; Pl. 2, fig. 16)

Synonymies should appear in the following abbreviated form:

1952 *Globigerina soldadoensis* Brönnimann: 7, 9, pl. 1, figs 1–9.

1956 *Acarinina clara* Khalilov: pl. 5, fig. 4; pl. 6, figs 1, 3.

1962 *Globorotalia (Acarinina) soldadoensis* (Brönnimann);

Hillebrandt: 142, pl. 14, figs 5–6.

1971 *Acarinina soldadoensis* (Brönnimann); Berggren: 76, pl. 5, figs 1–3.

Where relevant, the following order of subheadings should be adopted: **Type species. Derivation of name. Diagnosis. Holotype. Paratype. Material. Locality and horizon. Age. Description. Dimensions. Stratigraphic range/occurrence. Remarks.**

When associated taxa are discussed in the remarks, please include the author, year and a referenced citation.

References: No reference should be made to unpublished works such as MSc or PhD theses, or company reports. List all references cited. Within the text, the citation should be name and date, e.g. (Smith, 1992), with an ampersand (&) if there are two authors. With references of three or more authors, the citation should appear as first-named author *et al.* If there is more than one reference listed, these should be ordered chronologically, separated by a semi-colon. In the reference list at the end of the paper, all authors of all references should be listed, and the references should be organized alphabetically and chronologically. References should be given as fully as possible, with no abbreviations of journal titles. Books and edited volumes should include the publisher, town of origin and page numbers (or total number of pages). See recent issues of the Journal for further reference style. Authors are responsible for the accuracy of their references.

Illustrations: Photographs can be submitted as plates or as text-figures. Line drawings are always numbered as text-figures and should be suitable for reduction to either single- (85 mm) or double- (178 mm) column width, with a minimum cap height of labelling of 2 mm (after reduction). The maximum size of text-figures, after reduction, will be 210 × 178 mm. Plates should be sized to fit an area of 210 × 160 mm; photographs that do not conform to, or cannot be reduced to this size, will be numbered as text-figures. If necessary, figures should carry a metric scale at the bottom of the figure, in preference to a reduction factor in the caption. Authors proposing to include coloured figures or plates should consult the Editor; who will advise about the costs.

To be acceptable as a plate, photographs of taxa need to be clear contrast, black-and-white prints of the highest quality (see comments about colour plates). Images may be cut and mounted as rectangles on white board, or individual specimens may be cut around, and mounted neatly on a clean black or glossy white background. Avoid large areas of background. Plates should be submitted on white or black card, or in electronic format with high quality print copies. All photographs should be numbered from top left to bottom right. Plate explanations should be fully informative, giving registration numbers of specimens, locality, magnification, etc.

Illustrated material should normally be deposited in a museum or other national repository and the catalogue numbers quoted in the paper.

Offprints: Offprints can be purchased and an order form will be emailed with the proofs. A PDF of your paper will be provided free of charge. The corresponding author will be sent an e-mail advising how to access and download the PDF.